

# Brooks Cornwall County Cross Country Champs

# Newquay Sports Centre 9th November 2014

TeamPoints

Age Group

**U20M**

Number to Score

**3**

A Team

Finishers

Scorers

Team Score

B Team

Scorers

Team Score

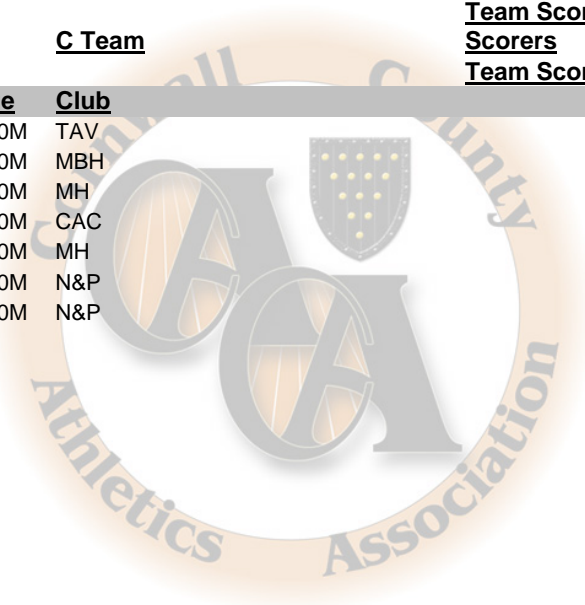
C Team

Scorers

Team Score

BOD	CAC	ECH	MBH	MER	MH	N&P	NRR	PA	SPT	STA	TAV	TS	X
0	1	0	1	0	2	2	0	0	0	0	1	0	0
0	1	0	1	0	2	2	0	0	0	0	1	0	0

Posn	No	Time	Name	Age	Club
1	198	31.38	LANE DE COURTIN, Samuel	U20M	TAV
2	192	31.55	HICKS, Ben	U20M	MBH
3	194	34.11	ROGERS, Jake	U20M	MH
4	199	35.26	TRIGGS, Dale	U20M	CAC
5	193	37.11	HARRIS, Chris	U20M	MH
6	195	37.52	CROSS, Corey	U20M	N&P
7	196	38.34	ROWE, Kieran	U20M	N&P



# Brooks Cornwall County Cross Country Champs

Newquay Sports Centre 9th November 2014

TeamPoints

Age Group

**SENM**

Number to Score

**4**

A Team

Finishers

Scorers

Team Score

B Team

Scorers

Team Score

C Team

Scorers

Team Score

BOD	CAC	ECH	MBH	MER	MH	N&P	NRR	PA	SPT	STA	TAV	TS	X
0	9	0	1	0	5	6	11	0	1	2	3	0	0
0	4	0	1	0	4	4	4	0	1	2	3	0	0
	11				56	94	56						
	4				X	X	4						
	73						103						
							X						

Posn	No	Time	Name	Age	Club
1	201	28.50	RODGERS, Dan	SENM	CAC
2	214	30.44	THOMAS, Justin	V40M	CAC
3	202	31.00	SNOOK, Colin	SENM	CAC
4	207	31.05	ANSELL, James	SENM	N&P
5	215	31.16	WHEAR, Paul	V40M	CAC
6	217	31.23	WALKER, Ken	V40M	NRR
7	228	31.30	BUZZA, Dave	V50M	CAC
8	198	31.38	LANE DE COURTIN, Samuel	U20M	TAV
9	192	31.55	HICKS, Ben	U20M	MBH
10	206	31.56	PASCOE, Richard	SENM	MH
11	211	31.58	NICHOLAS, Stuart	SENM	STA
12	216	32.29	RATCLIFFE, Nick	V40M	MH
13	226	32.30	MANCER, Jez	V40M	STA
14	218	32.37	DANIELS, Alex	V40M	NRR
15	205	32.43	MARTIN, Andrew	SENM	MH
16	210	32.54	GUMMESSON, Jonas	SENM	NRR
17	200	33.16	FORTEY, Dean	SENM	CAC
18	235	33.27	EXLEY-DEANE, Martin	V50M	TAV
19	194	34.11	ROGERS, Jake	U20M	MH
20	219	34.22	DAVIES, Matt	V40M	NRR
21	220	34.24	MARKS, Steve	V40M	NRR
22	199	35.26	TRIGGS, Dale	U20M	CAC
23	193	37.11	HARRIS, Chris	U20M	MH
24	225	37.29	CARTHEW, Sean	V40M	SPT
25	223	37.47	WALKER, Chris	V40M	NRR
26	195	37.52	CROSS, Corey	U20M	N&P
27	212	37.57	BRAY, Viv	V40M	CAC
28	221	38.20	RENDLE, Steve	V40M	NRR
29	238	38.25	WRIGHT, Paul	V60M	NRR
30	196	38.34	ROWE, Kieran	U20M	N&P
31	233	39.01	WOOD, Scott	V50M	NRR

17/11/2014

# Brooks Cornwall County Cross Country Champs

32	234	39.21	WOOLDRIDGE, Dave	V50M	NRR
33	229	40.15	NICHOLS, Steve	V50M	CAC
34	230	40.46	MCCARTNEY, Ross	V50M	N&P
35	227	41.19	SHIPTON, Jason	V40M	TAV
36	236	41.23	HORTON, John	V60M	N&P
37	237	41.52	LOCKETT, Patrick	V60M	NRR
38	239	45.33	BERRY, Tony	V60M	TRC
39	208	52.06	HILL, Jay	SENM	N&P

Newquay Sports Centre 9th November 2014

34

35



# Brooks Cornwall County Cross Country Champs

# Newquay Sports Centre 9th November 2014

TeamPoints

Age Group

**U15G**

Number to Score

**3**

A Team

Finishers

Scorers

Team Score

B Team

Scorers

Team Score

C Team

Scorers

Team Score

BOD	CAC	ECH	MBH	MER	MH	N&P	NRR	PA	SPT	STA	TAV	TS	X
7	4	0	0	0	0	6	0	0	0	0	0	0	0
3	3	0	0	0	0	3	0	0	0	0	0	0	0
35	13					11							
3	X					3							
51						32							
X													

Posn	No	Time	Name	Age	Club
1	171	14.18	TEMPLE, Sian	U15G	N&P
2	157	15.00	BROCK, Grace	U15G	CAC
3	169	15.19	PENFOLD, Elowen	U15G	N&P
4	163	15.28	RINGWOOD, Ellie	U15G	MBS
5	159	15.30	HUGHES, Katie	U15G	CAC
6	162	15.59	SAVAGE, Nell	U15G	CAC
7	164	16.05	BECKERLEG, Shannon	U15G	N&P
8	167	16.10	GILES, Rhianna	U15G	N&P
9	170	16.20	RAWSON, Danielle	U15G	N&P
10	151	16.32	CARTHEW, Olivia	U15G	BOD
11	154	16.38	JUNTAKERAKET, Lily-Ku	U15G	BOD
12	172	16.50	WALKER, Amy	U15G	PEN
13	161	17.19	RESCORLA-BROWN, Sofia	U15G	CAC
14	153	17.34	DUCROS, Kyra	U15G	BOD
15	166	17.46	DOUGLAS, Lylie	U15G	N&P
16	150	18.03	BARNES, Issy	U15G	BOD
17	155	18.07	REED, Jess	U15G	BOD
18	156	18.43	SEALS, Georgia	U15G	BOD
19	176	19.33	NOTTLE, Brogan	U15G	BOD

# Brooks Cornwall County Cross Country Champs

# Newquay Sports Centre 9th November 2014

TeamPoints

Age Group

**U15B**

Number to Score

**3**

A Team

Finishers

Scorers

Team Score

B Team

Scorers

Team Score

C Team

Scorers

Team Score

	BOD	CAC	ECH	MBH	MER	MH	N&P	NRR	PA	SPT	STA	TAV	TS	X
<u>Finishers</u>	0	5	0	0	0	0	2	0	2	0	0	0	3	0
<u>Scorers</u>	0	3	0	0	0	0	2	0	2	0	0	0	3	0
<u>Team Score</u>		21											21	

x

Posn	No	Time	Name	Age	Club									
1	185	14.07	KENT, Aidan	U15B	N&P								1	
2	188	14.34	BIRNIE, Finn	U15B	TS									2
3	182	15.31	RATCLIFFE, Floyd	U15B	HAY									
4	184	15.33	GREENWOOD, James	U15B	N&P								4	
5	181	15.56	VINGOE, Archie	U15B	CAC									
6	180	16.01	GUPTA, Abu	U15B	CAC								5	
7	186	16.11	KLIMEK, Kristoff	U15B	PA								6	
8	189	16.17	MCCARTNEY, Alexander	U15B	TS									7
9	183	16.25	SAWYER, Todd	U15B	HE									8
10	89	16.25	MILLIGAN, Jacob	U15B	CAC								10	
11	190	16.53	NORTON, Ben	U15B	TS									11
12	179	17.10	GOODCHILD, Samuel	U15B	CAC									
13	177	17.18	ASHWIN, Matt	U15B	CAC									
14	187	18.49	WILDGOOSE, Ethan	U15B	PA								14	

# Brooks Cornwall County Cross Country Champs

Newquay Sports Centre 9th November 2014

TeamPoints

Age Group

**U11B**

Number to Score

**3**

A Team

Finishers

Scorers

Team Score

B Team

Scorers

Team Score

C Team

Scorers

Team Score

	BOD	CAC	ECH	MBH	MER	MH	N&P	NRR	PA	SPT	STA	TAV	TS	X
<u>Finishers</u>	0	5	0	0	2	0	1	0	0	0	0	0	0	0
<u>Scorers</u>	0	3	0	0	2	0	1	0	0	0	0	0	0	0
<u>Team Score</u>		13												
<u>Scorers</u>		X												

Posn	No	Time	Name	Age	Club
1	149	7.21	ORCHARD, Harvey	U11B	StP
2	134	7.31	HORTON, James	U11B	CAC
3	95	7.39	LAMBOLL, Jacob	U11B	N&P
4	142	7.43	KNOBLOCH, Samuel	U11B	CHT
5	137	7.50	TELFORD, Leon	U11B	CAC
6	135	8.09	MITCHELL, George	U11B	CAC
7	139	8.11	ACRAMAN, Oscar	U11B	CHT
8	133	8.13	CLEMENCE, Zak	U11B	CAC
9	146	8.41	BRAY, Ollie	U11B	MER
10	144	8.53	HARDY, Jude	U11B	HRR
11	148	9.32	SAMMELS, Alfie	U11B	PEL
12	147	9.45	OATES, Cian	U11B	MER
13	143	10.01	BEARDSMORE, Georgie	U11B	DOW
14	145	10.17	WARD, Joni	U11B	LEW
15	138	10.46	WILLIAMS, Matthew	U11B	CAC

# Brooks Cornwall County Cross Country Champs

# Newquay Sports Centre 9th November 2014

TeamPoints

Age Group

**U11G**

Number to Score

**3**

A Team

Finishers

Scorers

Team Score

B Team

Scorers

Team Score

C Team

Scorers

Team Score

	BOD	CAC	ECH	MBH	MER	MH	N&P	NRR	PA	SPT	STA	TAV	TS	X
<u>Finishers</u>	0	6	0	3	2	0	2	0	0	1	0	0	0	0
<u>Scorers</u>	0	3	0	3	2	0	2	0	0	1	0	0	0	0
<u>Team Score</u>		17		37										
<u>Scorers</u>		3												
<u>Team Score</u>		37												

Posn	No	Time	Name	Age	Club
1	120	8.05	PERKIN, Freya	U11G	MBH
2	125	8.09	SPRY, Jessica	U11G	N&P
3	110	8.22	HENRY-BROCK, Ella	U11G	BUD
4	111	8.25	BENNEY, Rebecca	U11G	CAC
5	124	8.31	GREENWOOD, Daisy	U11G	N&P
6	113	8.35	GROVES, Catherine	U11G	CAC
7	115	8.53	NOEL, Oriana	U11G	CAC
8	130	8.58	GROSS, Hattie	U11G	StP
9	112	9.03	DOWNING, Abbie	U11G	CAC
10	240	9.06	ZOE, Lawernce	U11G	CAC
11	129	9.09	DUCROS, Evie	U11G	SPT
12	117	9.10	BEARDSMORE, Harriet	U11G	DOW
13	127	9.14	HEAMDEN, Megan	U11G	PEL
14	121	9.31	DILLALO, Lia	U11G	MER
15	123	9.45	WEARNE, Tara	U11G	MER
16	116	9.53	POWELL, Jessie	U11G	CHT
17	119	9.57	HARDY, Lilly	U11G	MBH
18	114	10.02	KEARNEY, Caitlin	U11G	CAC
19	118	10.09	GIBBS, Savannah	U11G	MBH

# Brooks Cornwall County Cross Country Champs

# Newquay Sports Centre 9th November 2014

TeamPoints

Age Group

**U13B**

Number to Score

**3**

A Team

Finishers

Scorers

Team Score

B Team

Scorers

Team Score

C Team

Scorers

Team Score

	BOD	CAC	ECH	MBH	MER	MH	N&P	NRR	PA	SPT	STA	TAV	TS	X
<u>Finishers</u>	1	4	0	1	0	0	7	0	1	0	0	0	5	0
<u>Scorers</u>	1	3	0	1	0	0	3	0	1	0	0	0	3	0
<u>Team Score</u>		26					15						18	
<u>Scorers</u>		X					3						X	
<u>Team Score</u>							27							
<u>Scorers</u>							X							

Posn	No	Time	Name	Age	Club
1	108	9.56	MIER, Harris	U13B	TS
2	96	10.16	MCLELLAN, Bradley	U13B	N&P
3	87	10.28	BROOME, Joshua	U13B	CAC
4	107	10.34	MIER, Elliott	U13B	TS
5	85	10.45	JUNTAKERAKET, Siam	U13B	N&P
6	90	10.48	O'CONNAIL, Finbar	U13B	CAC
7	100	10.50	HUTCHINSON, Oliver	U13B	PA
8	97	10.58	PARKER, Charlie	U13B	N&P
9	99	11.06	WRIGHT, William	U13B	N&P
10	241	11.11	THOMAS, Randles	U13B	N&P
11	94	11.21	GAPPER, Max	U13B	N&P
12	98	11.23	SQUIRE, Morgan	U13B	N&P
13	109	11.27	NORTON, Sam	U13B	TS
14	106	11.29	MCCARTNEY, Benjy	U13B	TS
15	105	11.51	LAW, George	U13B	TS
16	93	12.41	PERKIN, Sam	U13B	MBH
17	178	12.42	DOWNING, Luke	U13B	CAC
18	88	12.46	HOSKING, Taylor	U13B	CAC
19	92	12.46	WARD, Freddie	U13B	LC
20	91	14.10	HARTILL, Joe	U13B	CAL
21	86	14.13	MORFORD, Josh	U13B	BOD



# Brooks Cornwall County Cross Country Champs

# Newquay Sports Centre 9th November 2014

TeamPoints

Age Group

**U13G**

Number to Score

**3**

A Team

Finishers

Scorers

Team Score

B Team

Scorers

Team Score

C Team

Scorers

Team Score

BOD	CAC	ECH	MBH	MER	MH	N&P	NRR	PA	SPT	STA	TAV	TS	X
3	1	3	2	0	0	5	0	5	0	0	2	2	0
3	1	3	2	0	0	3	0	3	0	0	2	2	0
57		31				14		41					

X X

Posn	No	Time	Name	Age	Club
1	64	11.00	RATCLIFFE, Frances	U13G	HAY
2	62	11.55	HICKS, Charlotte	U13G	ECH
3	71	11.59	TAPSELL, Clare	U13G	N&P
4	84	12.04	HOCKING, Freya	U13G	TS
5	67	12.09	BOWDEN INOUE, Nisa	U13G	N&P
6	68	12.10	GREENWOOD, Jodie	U13G	N&P
7	79	12.15	MCDOWELL, Tilly	U13G	TAV
8	70	12.23	SIDDIQUI, Thalia	U13G	N&P
9	83	12.23	BARTLETT, Rosie	U13G	TS
10	66	12.24	PETERS, Betsy	U13G	MBH
11	75	12.25	MITCHELL, Louise	U13G	PA
12	63	12.35	PRICE, Caitlyn	U13G	ECH
13	65	12.43	ELLIOTT, Kezia	U13G	MBH
14	72	12.44	BIRNIE, Neve	U13G	PA
15	57	12.50	BROWN, Tia	U13G	BOD
16	73	12.52	GUMMOW, Bethany	U13G	PA
17	61	13.04	DAVIDSON, Grace	U13G	ECH
18	80	13.06	STEVENS, Lucy	U13G	TAV
19	60	13.08	ILES, Olivia	U13G	CAC
20	58	13.58	MCNARY, Leah	U13G	BOD
21	102	14.05	WILLS, Hephzibah	U13G	PA
22	56	14.07	ARMOUR, Lola	U13G	BOD
23	81	14.18	BECKLEY, Zoe	U13G	THS
24	69	12.27	REAVILL, Ottlie	U13G	N&P
25	82	114.38	OWERS, Holly	U13G	THS
26	76	14.55	TAWSE, Lilly	U13G	PA

# Brooks Cornwall County Cross Country Champs

# Newquay Sports Centre 9th November 2014

TeamPoints

Age Group

**U17W**

Number to Score

**3**

A Team

Finishers

Scorers

Team Score

B Team

Scorers

Team Score

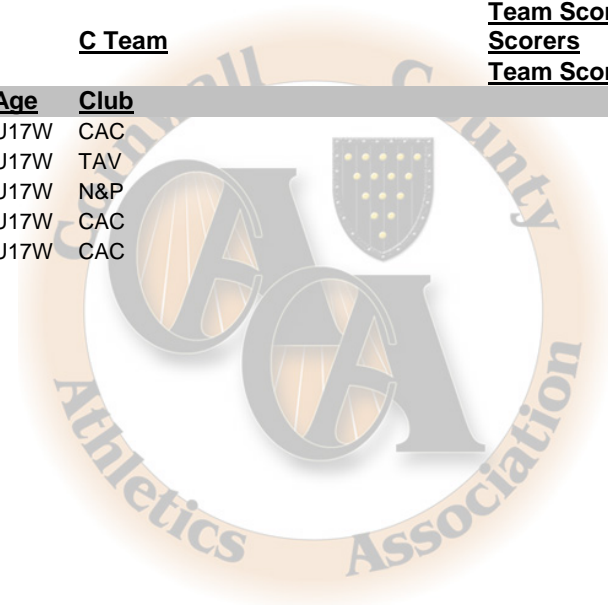
C Team

Scorers

Team Score

	BOD	CAC	ECH	MBH	MER	MH	N&P	NRR	PA	SPT	STA	TAV	TS	X
<u>Finishers</u>	0	3	0	0	0	0	1	0	0	0	0	1	0	0
<u>Scorers</u>	0	3	0	0	0	0	1	0	0	0	0	1	0	0
<u>Team Score</u>		10												

Posn	No	Time	Name	Age	Club
1	3	19.07	BARNSLEY, Yolande	U17W	CAC
2	7	20.23	MASSELINK, Tess	U17W	TAV
3	6	22.01	ENGLAND, Lily	U17W	N&P
4	4	23.06	ELLIOTT, Tegan	U17W	CAC
5	5	24.20	RESCORLA-BROWN, Naomi	U17W	CAC



# Brooks Cornwall County Cross Country Champs

Newquay Sports Centre 9th November 2014

TeamPoints

Age Group

**U20W**

Number to Score

**3**

A Team

Finishers

Scorers

Team Score

B Team

Scorers

Team Score


C Team

Scorers

Team Score

BOD	CAC	ECH	MBH	MER	MH	N&P	NRR	PA	SPT	STA	TAV	TS	X
0	1	0	0	0	0	0	1	0	0	0	0	0	0
0	1	0	0	0	0	0	1	0	0	0	0	0	0

<u>Posn</u>	<u>No</u>	<u>Time</u>	<u>Name</u>	<u>Age</u>	<u>Club</u>
1	1	21.14	CAYTON-SMITH, Charlotte	U20W	CAC
2	2	23.35	DAVIS, Megan	U20W	NRR



# Brooks Cornwall County Cross Country Champs

# Newquay Sports Centre 9th November 2014

TeamPoints

Age Group

**SENW**

Number to Score

**3**

A Team

Finishers

Scorers

Team Score

B Team

Scorers

Team Score

C Team

Scorers

Team Score

	BOD	CAC	ECH	MBH	MER	MH	N&P	NRR	PA	SPT	STA	TAV	TS	X
<u>A Team</u>	0	8	1	1	0	0	1	9	0	1	2	2	0	0
<u>B Team</u>	0	3	1	1	0	0	1	3	0	1	2	2	0	0
<u>C Team</u>		9						23						
<u>Scorers</u>		3						3						
<u>Team Score</u>		28						46						
<u>Scorers</u>		X						3						
<u>Team Score</u>								70						

Posn	No	Time	Name	Age	Club
1	25	18.09	STEPTO, Emma	V40W	CAC
2	34	20.45	STARKEY, Debbie	V40W	STA
3	24	20.53	RAGGETT, Donna	V40W	CAC
4	29	21.12	COYNE, Sharon	V40W	NRR
5	1	21.14	CAYTON-SMITH, Charlotte	U20W	CAC
6	15	21.16	SAVILLE, Mhairi	V35W	CAC
7	17	21.44	HERD, Joanna	V35W	NRR
8	14	21.49	BURGESS, Kathryn	V35W	CAC
9	12	22.26	BUSCOMBE, Jessica	SENW	STA
10	28	22.27	MCCLAY, Karen	V40W	MBH
11	35	22.31	STEVENS, Caroline	V40W	TAV
12	32	22.34	MARTIN, Stephanie	V40W	NRR
13	10	22.37	KING, Melissa	SENW	NRR
14	26	23.07	THOMAS, Rachael	V40W	CAC
15	2	23.35	DAVIS, Megan	U20W	NRR
16	22	23.40	HARRISON, Karen	V40W	CAC
17	21	23.44	GOULD, Marie	V40W	CAC
18	11	23.57	SIMCOCK, Jenny	SENW	NRR
19	27	24.22	DAVIDSON, Claire	V40W	ECH
20	37	24.48	MYFORD, Sarah	V50W	N&P
21	18	25.13	POTTER, Alison	V35W	NRR
22	33	25.42	HALL, Nicola	V40W	SPT
23	40	26.13	ROGERS, Kate	V50W	TAV
24	38	26.20	DOBSON, Lesley	V50W	NRR
25	41	30.14	MANN, Maggie	V60W	NRR

17/11/2014

# Brooks Cornwall County Cross Country Champs

# Newquay Sports Centre 9th November 2014

TeamPoints

Age Group

**U17M**

Number to Score

**3**

A Team

Finishers

Scorers

Team Score

B Team

Scorers

Team Score

C Team

Scorers

Team Score

	BOD	CAC	ECH	MBH	MER	MH	N&P	NRR	PA	SPT	STA	TAV	TS	X
<u>Finishers</u>	1	3	1	0	0	0	7	0	0	0	0	1	0	0
<u>Scorers</u>	1	3	1	0	0	0	3	0	0	0	0	1	0	0
<u>Team Score</u>		13					8							
<u>Scorers</u>							3							
<u>Team Score</u>							31							
<u>Scorers</u>							X							
<u>Team Score</u>														

Posn	No	Time	Name	Age	Club
1	47	17.32	ALDRED, Frankie	U17M	N&P
2	45	18.55	SLATERY, Tom	U17M	CAC
3	51	19.11	PARKER, Isaac	U17M	N&P
4	49	19.29	LUTON, Tom	U17M	N&P
5	46	19.31	WILLIAMS, James	U17M	CAC
6	44	19.35	ROGERS, Benjamin	U17M	CAC
7	197	20.58	TAPHOUSE, Josh	U17M	N&P
8	53	21.08	BYGRAVE, Noah	U17M	NTS
9	242	22.00	OLIVER, Lord	U17M	ECH
10	55	22.04	SHIPTON, Charlie	U17M	TAV
11	50	22.05	MORAN, Niall	U17M	N&P
12	43	23.02	SPENCER, George	U17M	BOD
13	52	24.36	SHEPHERD, Sam	U17M	N&P
14	48	27.30	CHANNINGS, Patrick	U17M	N&P